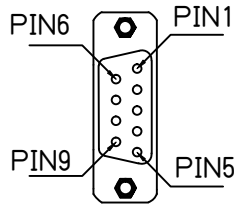
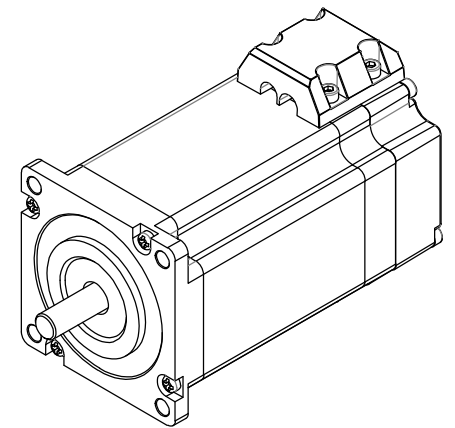
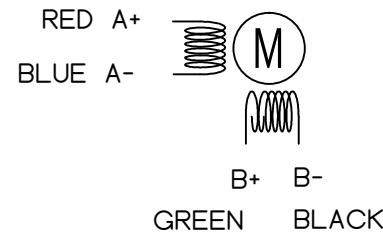


Pin #	Description	Color	Description
Pin 1	GND	BLK	Power 0V DC
Pin 2	VCC	RED	Power 5V DC
Pin 3	PA+	YEL	Encoder A +
Pin 4	PA-	GRN	Encoder A -
Pin 5	PB+	BLU	Encoder B +
Pin 6	PB-	WHT	Encoder B -
Pin 7	SHIELDED	SHIELDED	SHIELDED
Pin 8	NC	NC	NC
Pin 9	NC	NC	NC

Connection Pins



Wiring Diagram



SPECIFICATION

SPECIFICATION			
Number of phase	2	Dielectric Strength	500V AC
Step Angle	1.8°	Insulation Resistance	100mΩ/min
Position Accuracy	±0.09°	Insulation Class	B
Rated Current/Phase	5.0A	Temperature Rise Max.	80°C
Resistance/Phase	0.45Ω±10%	Working Ambient Temp.	0-50°C
Inductance/Phase	2.0MH±20%	Working Ambient Humidity	20-90%RH
Holding Torque	3.0Nm	Storage Ambient Temp.	-20-70°C
Rotor Inertia	690g.cm <sup>2</sup>	Storage Ambient Humidity	15-90%RH

Dept.	Technical reference	Created by	Approved by
		Document type	Document status
		Title <b>ST60-18-70EC-1000</b>	
		Rev.	Date of issue
		Sheet	